



STATEMENT OF APPROPRIATIONS, ALLOTMENTS, OBLIGATIONS, DISBURSEMENTS AND BALANCES
As of the Quarter Ending June 30, 2018


Department: Other Executive Offices
Agency: Technical Education and Skills Development Authority
Operating Unit: Lupon School of Fisheries
Organization Code (UACS): 260411600052
Fund Cluster: 01 - Regular Agency Fund

Authorization: 01 - Current Year Appropriations
Report Status: SUBMITTED

Particulars	UACS CODE	Appropriation		Allotments					Current Year Obligations				Current Year Disbursements				Balances						
		Authorized Appropriation	Adjustments (Transfer To)/From, Realignment	Adjusted Appropriations	Allotments Received	Adjustments (Withdrawal, Realignment)	Transfer To	Transfer From	Adjusted Total Allotments	1st Quarter Ending March 31	2nd Quarter Ending June 30	3rd Quarter Ending Sept. 30	4th Quarter Ending Dec. 31	Total	1st Quarter Ending March 31	2nd Quarter Ending June 30	3rd Quarter Ending Sept. 30	4th Quarter Ending Dec. 31	Total	Unreleased Appropriations	Unobligated Allotment	Unpaid Obligations (15-20) = (23+24)	
1	2	3	4	5=3+4	6	7	8	9	10=(8+1)+7+8+9	11	12	13	14	15=(11+12)+13+14	16	17	18	19	20=(16+17)+18+19	21=(5-10)	22=(10-15)	23	24
Agency Specific Budget																							
Specific Budgets of National Government Agencies	0110101																						
Operations	30000000000000	21,494,000.00		21,494,000.00	21,494,000.00				21,494,000.00	4,324,240.20	5,762,938.59			10,087,178.79	4,324,240.20	5,762,938.59			10,087,178.79			11,406,821.21	
OO - Employability, increased and/or enhanced	31000000000000	21,494,000.00		21,494,000.00	21,494,000.00				21,494,000.00	4,324,240.20	5,762,938.59			10,087,178.79	4,324,240.20	5,762,938.59			10,087,178.79			11,406,821.21	
TECHNICAL EDUCATION AND SKILLS DEVELOPMENT PROGRAM	31030000000000	21,494,000.00		21,494,000.00	21,494,000.00				21,494,000.00	4,324,240.20	5,762,938.59			10,087,178.79	4,324,240.20	5,762,938.59			10,087,178.79			11,406,821.21	
Promotion, Development and Implementation of Quality Technical Education and Skills Development Programs	310300100001000	21,494,000.00		21,494,000.00	21,494,000.00				21,494,000.00	4,324,240.20	5,762,938.59			10,087,178.79	4,324,240.20	5,762,938.59			10,087,178.79			11,406,821.21	
PS		16,664,000.00		16,664,000.00	16,664,000.00				16,664,000.00	3,657,325.93	4,446,281.23			8,103,607.16	3,657,325.93	4,446,281.23			8,103,607.16			8,580,392.84	
MOOE		4,830,000.00		4,830,000.00	4,830,000.00				4,830,000.00	666,914.27	1,316,657.36			1,983,571.63	666,914.27	1,316,657.36			1,983,571.63			2,846,428.37	
PS-Total, Agency Specific		21,494,000.00		21,494,000.00	21,494,000.00				21,494,000.00	4,324,240.20	5,762,938.59			10,087,178.79	4,324,240.20	5,762,938.59			10,087,178.79			11,406,821.21	
MOOE		4,830,000.00		4,830,000.00	4,830,000.00				4,830,000.00	666,914.27	1,316,657.36			1,983,571.63	666,914.27	1,316,657.36			1,983,571.63			2,846,428.37	
Fin Ex																							
CO																							
Automatic Appropriations																							
Retirement and Life Insurance Premiums	0110402																						
Operations	30000000000000	1,522,000.00		1,522,000.00	1,522,000.00				1,522,000.00	371,043.36	371,043.36			742,086.72	371,043.36	371,043.36			742,086.72			779,913.28	
OO - Employability, increased and/or enhanced	31000000000000	1,522,000.00		1,522,000.00	1,522,000.00				1,522,000.00	371,043.36	371,043.36			742,086.72	371,043.36	371,043.36			742,086.72			779,913.28	
TECHNICAL EDUCATION AND SKILLS DEVELOPMENT PROGRAM	31030000000000	1,522,000.00		1,522,000.00	1,522,000.00				1,522,000.00	371,043.36	371,043.36			742,086.72	371,043.36	371,043.36			742,086.72			779,913.28	
Promotion, Development and Implementation of Quality Technical Education and Skills Development Programs	310300100001000	1,522,000.00		1,522,000.00	1,522,000.00				1,522,000.00	371,043.36	371,043.36			742,086.72	371,043.36	371,043.36			742,086.72			779,913.28	
PS		1,522,000.00		1,522,000.00	1,522,000.00				1,522,000.00	371,043.36	371,043.36			742,086.72	371,043.36	371,043.36			742,086.72			779,913.28	
MOOE		1,522,000.00		1,522,000.00	1,522,000.00				1,522,000.00	371,043.36	371,043.36			742,086.72	371,043.36	371,043.36			742,086.72			779,913.28	
PS-Total, Automatic Appropriations		1,522,000.00		1,522,000.00	1,522,000.00				1,522,000.00	371,043.36	371,043.36			742,086.72	371,043.36	371,043.36			742,086.72			779,913.28	
MOOE		1,522,000.00		1,522,000.00	1,522,000.00				1,522,000.00	371,043.36	371,043.36			742,086.72	371,043.36	371,043.36			742,086.72			779,913.28	
Fin Ex																							
CO																							
Special Purpose Fund																							
PS-Total, SPF																							
PS																							
MOOE																							
Fin Ex																							
CO																							
RAND TOTAL		23,016,000.00		23,016,000.00	23,016,000.00				23,016,000.00	4,695,283.56	6,133,981.95			10,829,265.51	4,695,283.56	6,133,981.95			10,829,265.51			12,186,724.49	
PS		18,186,000.00		18,186,000.00	18,186,000.00				18,186,000.00	4,028,359.29	4,817,324.59			8,845,683.88	4,028,359.29	4,817,324.59			8,845,683.88			9,340,306.12	
MOOE		4,830,000.00		4,830,000.00	4,830,000.00				4,830,000.00	666,914.27	1,316,657.36			1,983,571.63	666,914.27	1,316,657.36			1,983,571.63			2,846,428.37	
Fin Ex																							
CO																							

Certified Correct:

Salcedo, Letecia
Budget Officer
Date: 30/Jul/2018

Certified Correct:

Chief Accountant
Date:

Recommended By:

Malatamban, Nora
Director, FMS
Date: 30/Jul/2018

Approved By:

Fundang, Ruth
Agency Head/Department
Date: 30/Jul/2018