

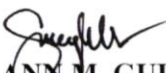
**DAVAO ORIENTAL POLYTECHNIC INSTITUTE**  
**(formerly Lupon School of Fisheries)**  
Lupon, Davao Oriental

**PRE-CLOSING TRIAL BALANCE**  
**FUND 01 - GENERAL FUND**  
As of December 31, 2019

ACCOUNT TITLE	Account		Credit
	Code	Debit	
Accountable Forms, Plates and Stickers Inventory	1040402000	4,442.00	
Semi-Expendable Technical and Scientific Equipment	1040513000	198,450.00	
Land	1060101000	10,832,640.00	
Other Land Improvements	1060299000	1,031,472.88	
Accumulated Depreciation - Other Land Improvements	1060299100		979,899.24
Buildings	1060401000	541,254.50	
Accumulated Depreciation - Buildings	1060401100		437,063.06
School Buildings	1060402000	3,252,094.57	
Accumulated Depreciation - School Buildings	1060402100		2,584,067.88
Other Structures	1060499000	2,572,394.49	
Accumulated Depreciation - Other Structures	1060499100		1,951,987.38
Office Equipment	1060502000	564,423.20	
Accumulated Depreciation - Office Equipment	1060502100		536,202.60
Information and Communication Technology Equipment	1060503000	2,910,537.67	
Accumulated Depreciation - Information and Communication Technology Equipment	1060503100		1,290,278.19
Technical and Scientific Equipment	1060514000	8,950,515.11	
Accumulated Depreciation - Technical and Scientific Equipment	1060514100		5,907,839.96
Other Machinery and Equipment	1060599000	1,945,598.20	
Accumulated Depreciation - Other Machinery and Equipment	1060599100		1,764,087.23
Motor Vehicles	1060601000	124,000.00	
Accumulated Depreciation - Motor Vehicles	1060601100		117,800.00
Furniture & Fixtures	1060701000	137,330.00	
Accumulated Depreciation - Furniture & Fixtures	1060701100		130,463.50
Accumulated Surplus / (Deficit)	3010101000		18,754,497.49
Subsidy from National Government	4030101000		23,111,508.93
Subsidy from Regional Office/Staff Bureau	4030107000		2,503,000.00
Salaries and Wages - Regular - Civilian	5010101001	11,941,825.87	
Personal Economic Relief Allowance (PERA) - Civilian	5010201001	851,540.00	
Representation Allowance (RA)	5010202000	60,000.00	
Transportation Allowance (TA)	5010203001	60,000.00	
Clothing / Uniform Allowance - Civilian	5010204001	216,000.00	
Subsistence Allowance-Magna Carta Benefits for Public Health Workers under R.A.	5010205003	19,800.00	
Year End Bonus - Civilian	5010214001	1,038,902.00	
Cash Gift - Civilian	5010215001	170,000.00	
Other Bonuses and Allowances - Collective Negotiation Agreement - Civilian	5010299011	885,000.00	
Other Bonuses and Allowances - Productivity Enhancement Incentive - Civilian	5010299012	171,000.00	

Other Bonuses and Allowances - Mid Year Bonus	5010299036	1,070,650.00	
Other Bonuses and Allowances - Anniversary Bonus	5010299038	363,000.00	
Retirement and Life Insurance Premiums	5010301000	1,424,394.84	
Pag-IBIG Contributions - Civilian	5010302001	43,400.00	
PhilHealth Contributions - Civilian	5010303001	150,983.62	
Employees Compensation Insurance Premiums - Civilian	5010304001	41,800.00	
Terminal Leave Benefits - Civilian	5010403001	329,179.25	
Lump -sum for Personnel Services	5010499009	349,000.00	
Traveling Expenses - Local	5020101000	52,793.00	
Training Expenses	5020201000	3,320,752.06	
Scholarship Grants/Expenses	5020202000	1,793,402.23	
Office Supplies Expenses	5020301000	7,529.30	
Accountable Forms Expenses	5020302000	3,040.40	
Fuel, Oil and Lubricants Expenses	5020309000	24,076.00	
Water Expenses	5020401000	1,355.30	
Electricity Expenses	5020402000	134,429.26	
Telephone Expenses - Landline	5020502002	16,902.53	
Internet Subscription Expenses	5020503000	68,002.39	
Cable, Satellite, Telegraph and Radio Expenses	5020504000	750.00	
Other Professional Services	5021199000	100,920.00	
Other General Services	5021299000	314,286.00	
Security Services	5021203000	390,024.68	
Repairs and Maintenance - Buildings and Other Structures - School Building	5021304002	24,453.00	
Repairs and Maintenance - Buildings and Other Structures - Other Structures	5021304099	45,553.40	
Repairs and Maintenance - Other Property, Plant and Equipment - Other Property, P	5021399099	64,555.00	
Taxes, Duties and Licenses - Taxes, Duties and Licenses	5021501001	19,535.00	
Printing & Publication Expenses	5029902000	39,914.00	
Subscription Expenses	5029907000	8,800.20	
Depreciation - Buildings and Other Structures - School Bldgs	5050104002	28,114.56	
Depreciation - Buildings and Other Structures - Other Structures	5050104099	35,784.24	
Depreciation - Machinery and Equipment - ICT Equipment	5050105003	415,339.98	
Depreciation - Machinery and Equipment - Technical & Scientific Equip	5050105014	749,451.58	
Depreciation-Machinery and Equipment-Other Machinery and Equipment	5050105099	153,199.15	
Depreciation - Furniture, Fixtures and Books - Furniture and Fixtures	5050107001	4,104.00	
<b>TOTAL</b>		<b>60,068,695.46</b>	<b>60,068,695.46</b>

Certified Correct:

  
**MAE ANN M. GUDES**  
 Accountant I

**DAVAO ORIENTAL POLYTECHNIC INSTITUTE**  
**(formerly Lupon School of Fisheries)**  
Lupon, Davao Oriental

**POST-CLOSING TRIAL BALANCE**  
**FUND 01 - GENERAL FUND**  
As of December 31, 2019

ACCOUNT TITLE	Account Code	Debit	Credit
Accountable Forms, Plates and Stickers Inventory	1040402000	4,442.00	
Semi-Expendable Technical and Scientific Equipment	1040513000	198,450.00	
Land	1060101000	10,832,640.00	
Other Land Improvements	1060299000	1,031,472.88	
<i>Accumulated Depreciation - Other Land Improvements</i>	1060299100		979,899.24
Buildings	1060401000	541,254.50	
<i>Accumulated Depreciation - Buildings</i>	1060401100		437,063.06
School Buildings	1060402000	3,252,094.57	
<i>Accumulated Depreciation - School Buildings</i>	1060402100		2,584,067.88
Other Structures	1060499000	2,572,394.49	
<i>Accumulated Depreciation - Other Structures</i>	1060499100		1,951,987.38
Office Equipment	1060502000	564,423.20	
<i>Accumulated Depreciation - Office Equipment</i>	1060502100		536,202.60
Information and Communication Technology Equipment	1060503000	2,910,537.67	
<i>Accumulated Depreciation - Information and Communication Technology Equipment</i>	1060503100		1,290,278.19
Technical and Scientific Equipment	1060514000	8,950,515.11	
<i>Accumulated Depreciation - Technical and Scientific Equipment</i>	1060514100		5,907,839.96
Other Machinery and Equipment	1060599000	1,945,598.20	
<i>Accumulated Depreciation - Other Machinery and Equipment</i>	1060599100		1,764,087.23
Motor Vehicles	1060601000	124,000.00	
<i>Accumulated Depreciation - Motor Vehicles</i>	1060601100		117,800.00
Furniture & Fixtures	1060701000	137,330.00	
<i>Accumulated Depreciation - Furniture &amp; Fixtures</i>	1060701100		130,463.50
Accumulated Surplus / (Deficit)	3010101000		17,365,463.58
<b>TOTAL</b>		<b>33,065,152.62</b>	<b>33,065,152.62</b>

Certified Correct:

  
**MAE ANN M. GUDES**  
Accountant I

**DAVAO ORIENTAL POLYTECHNIC INSTITUTE**  
**(formerly Lupon School of Fisheries)**  
**DETAILED STATEMENT OF FINANCIAL POSITION**  
**FUND 01 - GENERAL FUND**  
**AS OF DECEMBER 31, 2019**

	<u>2019</u>	<u>2018</u>
<b>ASSETS</b>		
<b>Current Assets</b>		
<b>Inventories</b>	<u>202,892.00</u>	<u>205,932.40</u>
Inventory Held for Consumption	<u>4,442.00</u>	<u>7,482.40</u>
Accountable Forms, Plates and Stickers Inventory	4,442.00	7,482.40
Sem-Expendable Machinery and Equipment	<u>198,450.00</u>	<u>198,450.00</u>
Semi-Expendable Technical and Scientific Equipment	198,450.00	198,450.00
<b>Total Current Assets</b>	<u>202,892.00</u>	<u>205,932.40</u>
<b>Non-Current Assets</b>		
<b>Property, Plant and Equipment</b>	<u>17,162,571.58</u>	<u>18,548,565.09</u>
Land	<u>10,832,640.00</u>	<u>10,832,640.00</u>
Land	10,832,640.00	10,832,640.00
Accumulated Impairment Losses-Land	0.00	0.00
Net Value	<u>10,832,640.00</u>	<u>10,832,640.00</u>
Land Improvements	<u>51,573.64</u>	<u>51,573.64</u>
Other Land Improvements	1,031,472.88	1,031,472.88
Accumulated Depreciation-Other Land Improvements	(979,899.24)	(979,899.24)
Accumulated Impairment Losses-Other Land Improvements	0.00	0.00
Net Value	<u>51,573.64</u>	<u>51,573.64</u>
Buildings and Other Structures	<u>1,392,625.24</u>	<u>1,456,524.04</u>
Buildings	541,254.50	541,254.50
Accumulated Depreciation-Buildings	(437,063.06)	(437,063.06)
Accumulated Impairment Losses-Buildings	0.00	0.00
Net Value	<u>104,191.44</u>	<u>104,191.44</u>
School Buildings	3,252,094.57	3,252,094.57
Accumulated Depreciation-School Buildings	(2,584,067.88)	(2,555,953.32)
Accumulated Impairment Losses-School Buildings	0.00	0.00
Net Value	<u>668,026.69</u>	<u>696,141.25</u>
Other Structures	2,572,394.49	2,572,394.49
Accumulated Depreciation-Other Structures	(1,951,987.38)	(1,916,203.14)
Accumulated Impairment Losses-Other Structures	0.00	0.00
Net Value	<u>620,407.11</u>	<u>656,191.35</u>
Machinery and Equipment	<u>4,872,666.20</u>	<u>6,190,656.91</u>
Office Equipment	564,423.20	564,423.20

<i>Accumulated Depreciation-Office Equipment</i>	(536,202.60)	(536,202.60)
<i>Accumulated Impairment Losses-Office Equipment</i>	0.00	0.00
<i>Net Value</i>	<u>28,220.60</u>	<u>28,220.60</u>
Information and Communication Technology Equipment	2,910,537.67	2,910,537.67
<i>Accumulated Depreciation-Information and Communication Technology Equipment</i>	(1,290,278.19)	(874,938.21)
<i>Accumulated Impairment Losses-Information and Communication Technology Equipment</i>	0.00	0.00
<i>Net Value</i>	<u>1,620,259.48</u>	<u>2,035,599.46</u>
Technical and Scientific Equipment	8,950,515.11	8,950,515.11
<i>Accumulated Depreciation-Technical and Scientific Equipment</i>	(5,907,839.96)	(5,158,388.38)
<i>Equipment</i>	0.00	0.00
<i>Net Value</i>	<u>3,042,675.15</u>	<u>3,792,126.73</u>
Other Machinery and Equipment	1,945,598.20	1,945,598.20
<i>Accumulated Depreciation-Other Machinery and Equipment</i>	(1,764,087.23)	(1,610,888.08)
<i>Accumulated Impairment Losses-Other Machinery and Equipment</i>	0.00	0.00
<i>Net Value</i>	<u>181,510.97</u>	<u>334,710.12</u>
Transportation Equipment	6,200.00	6,200.00
Motor Vehicles	124,000.00	124,000.00
<i>Accumulated Depreciation-Motor Vehicles</i>	(117,800.00)	(117,800.00)
<i>Accumulated Impairment Losses-Motor Vehicles</i>	0.00	0.00
<i>Net Value</i>	<u>6,200.00</u>	<u>6,200.00</u>
Furniture, Fixtures and Books	6,866.50	10,970.50
Furniture and Fixtures	137,330.00	137,330.00
<i>Accumulated Depreciation-Furniture and Fixtures</i>	(130,463.50)	(126,359.50)
<i>Accumulated Impairment Losses-Furniture and Fixtures</i>	0.00	0.00
<i>Net Value</i>	<u>6,866.50</u>	<u>10,970.50</u>
Books	0.00	0.00
<i>Accumulated Depreciation-Books</i>	0.00	0.00
<i>Accumulated Impairment Losses-Books</i>	0.00	0.00
<i>Net Value</i>	<u>0.00</u>	<u>0.00</u>
<b>TOTAL ASSETS</b>	<b><u>17,365,463.58</u></b>	<b><u>18,754,497.49</u></b>
<b>LIABILITIES</b>		
<b>Liabilities</b>		
<b>Current Liabilities</b>		
<b>Inter-Agency Payables</b>	<b><u>0.00</u></b>	<b><u>0.00</u></b>
Due to BIR	0.00	0.00
Due to GSIS	0.00	0.00
Due to Pag-IBIG	0.00	0.00
Due to PhilHealth	0.00	0.00
Due to NGAs	0.00	0.00
Due to GOCCs	0.00	0.00
Due to LGUs	0.00	0.00
Due to Joint Venture	0.00	0.00
<b>Other Payables</b>	<b><u>0.00</u></b>	<b><u>0.00</u></b>
Other Payables		

Total Current Liabilities	0.00	0.00
	<u>0.00</u>	<u>0.00</u>
Total Liabilities	<u>0.00</u>	<u>0.00</u>
Total Assets less Total Liabilities	<u>17,365,463.58</u>	<u>18,754,497.49</u>
<b>Net Assets/Equity</b>		
<b>Equity</b>		
Government Equity	<u>17,365,463.58</u>	<u>18,754,497.49</u>
Accumulated Surplus/(Deficit)	17,365,463.58	18,754,497.49
Unrealized Gain/(Loss)	<u>0.00</u>	<u>0.00</u>
Unrealized Gain/(Loss) from Changes in the Fair Value of Financial As	0.00	0.00
Total Net Assets/Equity	<u>17,365,463.58</u>	<u>18,754,497.49</u>

Certified Correct:

  
**MAE ANN M. GUDES**  
 Accountant I

**DAVAO ORIENTAL POLYTECHNIC INSTITUTE**  
 (formerly Lupon School of Fisheries)  
**DETAILED STATEMENT OF FINANCIAL PERFORMANCE**  
**FUND 01 - GENERAL FUND**  
**FOR THE YEAR ENDED DECEMBER 31, 2019**

	<u>2019</u>	<u>2018</u>
<b>Revenue</b>		
<b>Assistance and Subsidy</b>		
Assistance and Subsidy		
Subsidy from National Government	23,111,508.93	22,573,844.35
Subsidy from Central Office		6,124,350.00
Subsidy from Regional Offices/Staff Bureau	2,503,000.00	3,280,400.00
<b>Total Assistance and Subsidy</b>	<u>25,614,508.93</u>	<u>31,978,594.35</u>
<b>Shares, Grants and Donations</b>		
Grants and Donations		
Income from Grants and Donations in Kind		
<b>Total Shares, Grants and Donations</b>	<u>0.00</u>	<u>0.00</u>
<b>Total Revenue</b>	<u>25,614,508.93</u>	<u>31,978,594.35</u>
<b>Less: Current Operating Expenses</b>		
<b>Personnel Services</b>		
<b>Salaries and Wages</b>		
Salaries and Wages-Regular	11,941,825.87	12,254,047.34
Salaries and Wages-Casual/Contractual	0.00	0.00
<b>Total Salaries and Wages</b>	<u>11,941,825.87</u>	<u>12,254,047.34</u>
<b>Other Compensation</b>		
Personal Economic Relief Allowance (PERA) - Civilian	851,540.00	877,727.27
Representation Allowance (RA)	60,000.00	60,000.00
Transportation Allowance (TA)	60,000.00	60,000.00
Clothing/Uniform Allowance - Civilian	216,000.00	228,000.00
Subsistence Allowance - Magna Carta Benefits for Public Health Workers under R.A. 7305	19,800.00	
Laundry Allowance		
Quarters Allowance		
Productivity Incentive Allowance		
Overseas Allowance		
Honoraria		
Hazard Pay		
Longevity Pay		
Overtime and Night Pay		
Year End Bonus - Civilian	1,038,902.00	1,043,700.00
Cash Gift - Civilian	170,000.00	180,000.00
Other Bonuses and Allowances - Collective Negotiation Agreement - Civilian	885,000.00	900,000.00
Other Bonuses and Allowances - Productivity Enhancement Incentive - Civilian	171,000.00	180,000.00
Other Bonuses and Allowances - Anniversary Bonus	363,000.00	0.00
Other Bonuses and Allowances - Mid year Bonus- Civilian	1,070,650.00	1,031,774.00
<b>Total Other Compensation</b>	<u>4,905,892.00</u>	<u>4,561,201.27</u>
<b>Personnel Benefit Contributions</b>		
Retirement and Life Insurance Premiums	1,424,394.84	1,341,910.84
Pag-IBIG Contributions	43,400.00	43,800.00
PhilHealth Contributions	150,983.62	161,747.84
Employees Compensation Insurance Premiums	41,800.00	163,781.12
Provident/Welfare Fund Contributions		

<b>Total Personnel Benefit Contributions</b>	<b>1,660,578.46</b>	<b>1,711,239.80</b>
<b>Other Personnel Benefits</b>		
Pension Benefits		
Retirement Gratuity		
Terminal Leave Benefits - Civilian	329,179.25	341,480.43
Other Personnel Benefits - Lump -sum for Personnel Services	349,000.00	
<b>Total Other Personnel Benefits</b>	<b>678,179.25</b>	<b>341,480.43</b>
<b>Total Personnel Services</b>	<b>19,186,475.58</b>	<b>18,867,968.84</b>
<b>Maintenance and Other Operating Expenses</b>		
<b>Traveling Expenses</b>		
Traveling Expenses-Local	52,793.00	108,105.00
Traveling Expenses-Foreign	0.00	0.00
<b>Total Traveling Expenses</b>	<b>52,793.00</b>	<b>108,105.00</b>
<b>Training and Scholarship Expenses</b>		
Training Expenses	3,320,752.06	3,335,653.94
Scholarship Grants/Expenses	1,793,402.23	2,609,140.40
<b>Total Training and Scholarship Expenses</b>	<b>5,114,154.29</b>	<b>5,944,794.34</b>
<b>Supplies and Materials Expenses</b>		
Office Supplies Expenses	7,529.30	45,243.09
Accountable Forms Expenses	3,040.40	5,909.40
Non-Accountable Forms Expenses		
Animal/Zoological Supplies Expenses		
Food Supplies Expenses		
Welfare Goods Expenses		
Drugs and Medicines Expenses		
Medical, Dental and Laboratory Supplies Expenses		
Fuel, Oil and Lubricants Expenses	24,076.00	99,981.44
Agricultural and Marine Supplies Expenses		
Textbooks and Instructional Materials Expenses		
Military, Police and Traffic Supplies Expenses		
Chemical and Filtering Supplies Expenses		
Other Supplies and Materials Expenses		
<b>Total Supplies and Materials Expenses</b>	<b>34,645.70</b>	<b>151,133.93</b>
<b>Utility Expenses</b>		
Water Expenses	1,355.30	0.00
Electricity Expenses	134,429.26	96,739.39
<b>Total Utility Expenses</b>	<b>135,784.56</b>	<b>96,739.39</b>
<b>Communication Expenses</b>		
Postage and Courier Services		
Telephone Expenses - Landline	16,902.53	8,029.94
Internet Subscription Expenses	68,002.39	12,566.21
Cable, Satellite, Telegraph and Radio Expenses	750.00	11,090.00
<b>Total Communication Expenses</b>	<b>85,654.92</b>	<b>31,686.15</b>
<b>Awards/Rewards and Prizes</b>		
Awards/Rewards Expenses		
Prizes		
<b>Total Awards/Rewards and Prizes</b>	<b>0.00</b>	<b>0.00</b>
<b>Survey, Research, Exploration and Development Expenses</b>		
Survey Expenses		
Research, Exploration and Development Expenses		
<b>Total Survey, Research, Exploration and Development Expenses</b>	<b>0.00</b>	<b>0.00</b>
<b>Demolition/Relocation and Desilting/Dredging Expenses</b>		
Demolition and Relocation Expenses		



Desilting and Dredging Expenses		
<b>Total Demolition/Relocation and Desilting/Dredging Expenses</b>	<u>0.00</u>	<u>0.00</u>
<b>Generation, Transmission and Distribution Expenses</b>		
Generation, Transmission and Distribution Expenses		
<b>Confidential, Intelligence and Extraordinary Expenses</b>		
Confidential Expenses		
Intelligence Expenses		
Extraordinary and Miscellaneous Expenses		
<b>Total Confidential, Intelligence and Extraordinary Expenses</b>	<u>0.00</u>	<u>0.00</u>
<b>Professional Services</b>		
Legal Services		
Auditing Services		
Consultancy Services		
Other Professional Services	100,920.00	196,587.00
<b>Total Professional Services</b>	<u>100,920.00</u>	<u>196,587.00</u>
<b>General Services</b>		
Environment/Sanitary Services		
Janitorial Services		
Security Services	390,024.68	153,600.00
Other General Services	314,286.00	230,580.00
<b>Total General Services</b>	<u>704,310.68</u>	<u>384,180.00</u>
<b>Repairs and Maintenance</b>		
Repairs and Maintenance-Investment Property		
Repairs and Maintenance-Land Improvements		
Repairs and Maintenance-Infrastructure Assets		
Repairs and Maintenance - Buildings and Other Structures - School Bldgs	24,453.00	15,640.00
Repairs and Maintenance - Buildings and Other Structures - Other Structures	45,553.40	0.00
Repairs and Maintenance-Machinery and Equipment		
Repairs and Maintenance-Transportation Equipment		
Repairs and Maintenance-Furniture and Fixtures		
Repairs and Maintenance-Leased Assets		
Repairs and Maintenance-Leased Assets Improvements		
Restoration and Maintenance-Heritage Assets		
Repairs and Maintenance-Semi-Expendable Machinery and Equipment		
Repairs and Maintenance-Semi-Expendable Furniture, Fixtures and Books		
Repairs and Maintenance-Other Property, Plant and Equipment	64,555.00	
<b>Total Repairs and Maintenance</b>	<u>134,561.40</u>	<u>15,640.00</u>
<b>Taxes, Insurance Premiums and Other Fees</b>		
Taxes, Duties and Licenses	19,535.00	45,448.00
Fidelity Bond Premiums	0.00	0.00
Insurance Expenses		
<b>Total Taxes, Insurance Premiums and Other Fees</b>	<u>19,535.00</u>	<u>45,448.00</u>
<b>Labor and Wages</b>		
Labor and Wages		
<b>Other Maintenance and Operating Expenses</b>		
Advertising Expenses		5,602.10
Printing and Publication Expenses	39,914.00	12,269.00
Representation Expenses		
Transportation and Delivery Expenses		
Rent/Lease Expenses		
Membership Dues and Contributions to Organizations		
Subscription Expenses	8,800.20	
Donations		
Litigation/Acquired Assets Expenses		
Loss on Gratuity		
Other Maintenance and Operating Expenses		
<b>Total Other Maintenance and Other Operating Expenses</b>	<u>48,714.20</u>	<u>17,871.10</u>

<b>Total Maintenance and Other Operating Expenses</b>	<u>6,431,073.75</u>	<u>6,992,184.91</u>
<b>Non-Cash Expenses</b>		
<b>Depreciation</b>		
Depreciation-Investment Property		
Depreciation-Land Improvements		
Depreciation-Infrastructure Assets		
Depreciation - Buildings and Other Structures - Buildings		
Depreciation - Buildings and Other Structures - School Bldgs	28,114.56	31,378.20
Depreciation - Buildings and Other Structures - Other Structures	35,784.24	35,491.04
Depreciation - Machinery and Equipment - Office Equipment		
Depreciation - Machinery and Equipment - ICT Equipment	415,339.98	178,147.10
Depreciation - Machinery and Equipment - Technical & Scientific Equip	749,451.58	343,585.61
Depreciation - Machinery and Equipment - Other Machinery and Equipment	153,199.15	281,377.02
Depreciation-Transportation Equipment		
Depreciation-Furniture, Fixtures and Books - Furniture and Fixtures	4,104.00	24,946.27
Depreciation-Leased Assets		
Depreciation-Leased Assets Improvements		
Depreciation-Heritage Assets		
Depreciation-Service Concession Assets		
Depreciation-Other Property, Plant and Equipment		
<b>Total Depreciation</b>	<u>1,385,993.51</u>	<u>894,925.24</u>
<b>Impairment Loss</b>		
Impairment Loss-Property, Plant and Equipment		175,390.25
	<u>0.00</u>	<u>175,390.25</u>
<b>Total Non-Cash Expenses</b>	<u>1,385,993.51</u>	<u>1,070,315.49</u>
 <b>Surplus (Deficit) for the period</b>	 <u><u>(1,389,033.91)</u></u>	 <u><u>5,048,125.11</u></u>

Certified Correct:

  
**MAE ANN M. GUDES**  
 Accountant I

**DAVAO ORIENTAL POLYTECHNIC INSTITUTE**  
**(formerly Lupon School of Fisheries)**  
**STATEMENT OF CHANGES IN NET ASSETS/EQUITY**  
**FUND 01 - GENERAL FUND**  
**FOR THE YEAR ENDED DECEMBER 31, 2019**

	<b>Accumulated Surplus/ (Deficit)</b>	
	<u>2019</u>	<u>2018</u>
<b>Balance at January 1</b>	<b>18,754,497.49</b>	<b>13,712,944.48</b>
<b>Add/(Deduct):</b>		
Changes in accounting policy		
Prior period errors		(6,572.10)
Other adjustments		
<b>Restated balance</b>	<u><b>18,754,497.49</b></u>	<u><b>13,706,372.38</b></u>
<b>Add/(Deduct):</b>		
<b>Changes in Net Assets/Equity for the Calendar Year</b>		
Surplus/(Deficit) for the period	(1,389,033.91)	5,048,125.11
Adjustment of net revenue recognized directly in net assets/equity <sup>1</sup>		
Others <sup>2</sup>		
<b>Balance at December 31</b>	<u><u><b>17,365,463.58</b></u></u>	<u><u><b>18,754,497.49</b></u></u>

---

\*1 - Net revenue deposited with the National Treasury (revenue including constructive receipt of income by Foreign Based Agencies and income remitted by agencies thru TRA)

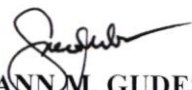
from one unit

of the agency to another directly charged to Accumulated Surplus/(Deficit)

---

*This statement should be read in conjunction with the accompanying notes.*

Certified Correct:

  
**MAE ANN M. GUDÉS**  
 Accountant I

**DAVAO ORIENTAL POLYTECHNIC INSTITUTE**  
**(formerly Lupon School of Fisheries)**  
**STATEMENT OF CASH FLOWS**  
**FUND 01 - GENERAL FUND**  
**FOR THE YEAR ENDED DECEMBER 31, 2019**

	<u>2019</u>	<u>2018</u>
<b>Cash Flows From Operating Activities</b>		
<b>Cash Inflows</b>		
Receipt of Notice of Cash Allocation	24,967,354.00	25,183,881.00
Receipt of Notice of Cash Allocation	22,464,354.00	21,903,481.00
Receipt of Notice of Transfer of Cash Allocation	2,503,000.00	3,280,400.00
Receipt of NCA for Trust and other receipts	0.00	0.00
Receipt of Working Fund for Foreign-Assisted Projects		
<b>Total Cash Inflows</b>	<b>24,967,354.00</b>	<b>25,183,881.00</b>
<b>Cash Outflows</b>		
Replenishment of Negotiated MDS Checks (for BTr)		
Remittance to National Treasury		
Payment of Expenses	21,245,169.51	19,189,330.10
Payment of personnel services	16,121,501.65	12,167,048.18
Payment of maintenance and other operating expenses	5,123,667.86	7,022,281.92
Payment of financial expenses		
Payment of expenses pertaining to/incurred in the prior years		
Liquidation of prior year's cash advances		
Purchase of Inventories	7,529.30	42,819.35
Purchase of inventories for sale		
Purchase of inventories for distribution		
Purchase of inventory held for consumption	7,529.30	42,819.35
Purchase of raw materials inventory		
Purchase of inventories obligated/incurred in prior years		
Grant of Cash Advances	646,956.00	247,349.10
Advances for operating expenses		
Advances for payroll		
Advances for special purpose/time-bound undertakings		
Advances to officers and employees	646,956.00	247,349.10
Advances to officers and employees obligated in prior year		
Remittance of Personnel Benefit Contributions and Mandatory Deductions	3,064,973.93	5,698,157.71
Remittance of taxes withheld not covered by TRA		
Remittance to GSIS/Pag-IBIG/PhilHealth	1,273,595.47	3,810,387.20
Remittance of personnel benefits contributions	1,660,578.46	1,754,570.51
Remittance of other payables	130,800.00	133,200.00
Adjustments	2,725.26	6,224.74
Reversion/Return of unused NCA	2,725.26	6,224.74
Adjustment for dishonored checks		
Adjustment for cash shortage		
Reversing entry for unreleased checks in previous year		
Other adjustments - Outflow		

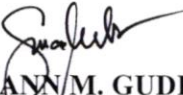
<b>Total Cash Outflows</b>	<b>24,967,354.00</b>	<b>25,183,881.00</b>
<b>Net Cash Provided by (Used in) Operating Activities</b>	<b>0.00</b>	<b>0.00</b>
<b>Cash Flows from Investing Activities</b>		
<b>Cash Inflows</b>		
Proceeds from Sale of Investment Property	0.00	0.00
Proceeds from Sale/Disposal of Property, Plant and Equipment	0.00	0.00
Sale of Investments	0.00	0.00
Proceeds from sale of stocks/bonds/marketable securities		
Sale of investment in joint venture		
Sale of investment in associates		
Sale of other investments		
Receipt of Cash Dividends	0.00	0.00
Proceeds from Matured/Return of Investments	0.00	0.00
Redemption of long term investments		
Proceeds from matured investments		
Proceeds from the return on investment in joint venture		
Proceeds from the return on investment in associates		
Collection of Long-Term Loans	0.00	0.00
Repayment of long term-loans by GOCC/GFI		
Collection of long-term loans		
Proceeds from Sale of Other Assets		
<b>Total Cash Inflows</b>	<b>0.00</b>	<b>0.00</b>
<b>Cash Outflows</b>		
Purchase/Construction of Investment Property	0.00	0.00
Purchase/Construction of Investment Property		
Purchase/Construction of Investment Property obligated in prior year		
Purchase/Construction of Property, Plant and Equipment	0.00	0.00
Purchase of land		
Payment for land improvements		
Construction of infrastructure assets		
Construction of buildings and other structures		
Purchase of machinery and equipment		
Purchase of transportation equipment		
Purchase of furniture, fixtures and books		
Payments for leased assets improvements		
Construction in progress		
Construction/Acquisition of heritage assets		
Purchase of other property, plant and equipment		
Payment of right-of-way		
Advances to contractors		
Payment of guaranty deposit		
Payment of retention fee to contractors		
Payment of other fees charged to the projects		
Payment of incidental expenses		
Payment for rehabilitation of property, plant and equipment (capitalized repair)		
Payment for property, plant and equipment obligated in prior year		
Investments	0.00	0.00

Investment in stocks/bonds/marketable securities		
Investment in GOCC/GFI		
Investment in joint venture		
Investment in associates		
Other long-term investments		
Purchase of Bearer Biological Assets	0.00	0.00
Purchase of breeding stocks		
Purchase of livestock		
Purchase of trees, plants and crops		
Purchase of aquaculture		
Purchase of other bearer biological assets		
Purchase of bearer biological assets obligated in prior year		
Purchase of Intangible Assets	0.00	0.00
Purchase of computer software		
Purchase of other intangible assets		
Purchase of intangible assets obligated in prior year		
Grant of Loans	0.00	0.00
Release of funds for sub-loans		
Grant of loans		
<b>Total Cash Outflows</b>	<b>0.00</b>	<b>0.00</b>
<b>Net Cash Provided By (Used In) Investing Activities</b>	<b>0.00</b>	<b>0.00</b>
<b>Cash Flows From Financing Activities</b>		
<b>Cash Inflows</b>		
Proceeds from issuance of bills and bonds	0.00	0.00
Proceeds from issuance of bill		
Proceeds from issuance of bonds		
Proceeds from Domestic and Foreign Loans	0.00	0.00
Proceeds from issuance of notes payable		
Proceeds from domestic loans		
Proceeds from foreign loans		
<b>Total Cash Inflows</b>	<b>0.00</b>	<b>0.00</b>
<b>Cash Outflows</b>		
Payment of Long-Term Liabilities	0.00	0.00
Payment of notes payable		
Payment of domestic loans		
Payment of foreign loans		
Payment of finance lease payable		
Payment of other long-term liabilities		
Redemption of Bills/Bonds Issued	0.00	0.00
Payment for redemption of treasury bills		
Payment for redemption of bonds		
Payment of Interest Expense (BTR/NG Debt)		
<b>Total Cash Outflows</b>	<b>0.00</b>	<b>0.00</b>
<b>Net Cash Provided By (Used In) Financing Activities</b>	<b>0.00</b>	<b>0.00</b>
<b>Increase (Decrease) in Cash and Cash Equivalents</b>	<b>0.00</b>	<b>0.00</b>

Effects of Exchange Rate Changes on Cash and Cash Equivalents

Cash and Cash Equivalents, January 1	<u>0.00</u>	<u>0.00</u>
Cash and Cash Equivalents, December 31	<u><u>0.00</u></u>	<u><u>0.00</u></u>

Certified Correct:


  
**MAE ANN M. GUDES**  
Accountant I

**DAVAO ORIENTAL POLYTECHNIC INSTITUTE**  
 (formerly Lupon School of Fisheries)  
**STATEMENT OF COMPARISON OF BUDGET AND ACTUAL AMOUNT**  
**FUND 01 - GENERAL FUND**  
**FOR THE YEAR ENDED DECEMBER 31, 2019**  
 (in thousand pesos)

Particulars	Budgeted Amounts		Actual Amounts on Comparable Basis	Difference Final Budget and Actual
	Original	Final		
<b>Notes</b>				
<b>RECEIPTS</b>				
Tax Revenue				
Services and Business Income				
Assistance and Subsidy				
Shares, Grants and Donations				
Gains				
Others				
<b>Total Receipts</b>	<u>0</u>	<u>0</u>	<u>0</u>	<u>0</u>
<b>PAYMENTS</b>				
Personnel Services	11.1	18,734	19,619	433
Maintenance and Other				
Operating Expenses	11.1	4,830	6,448	321
Capital Outlay				
Financial Expenses				
Others				
<b>Total Payments</b>		<u>23,564</u>	<u>26,067</u>	<u>754</u>
<b>NET RECEIPTS/PAYMENTS</b>		<u>-23,564</u>	<u>-26,067</u>	<u>-754</u>

*This statement should be read in conjunction with the accompanying notes.*

Certified Correct:



**MAE ANN M. GUDES**

Accountant I