


**DAVAO ORIENTAL POLYTECHNIC INSTITUTE**  
**(formerly Lupon School of Fisheries)**  
**Lupon, Davao Oriental**

**PRE-CLOSING TRIAL BALANCE**  
**FUND 06 - INCOME GENERATING PROJECT**  
**As of December 31, 2019**

ACCOUNTS	Account Code	Debit	Credit
Cash in Bank - Local Currency, Current Account - Land Bank of the Philippines	1010202024	123,669.59	
Accounts Receivable	1030101000	167,261.05	
Accountable Forms, Plates and Stickers Inventory	1040402000	936.00	
Land	1060101000	792,783.00	
School Buildings	1060402000	995,774.27	
<i>Accumulated Depreciation - School Buildings</i>	1060402100		347,691.84
Other Structures	1060499000	508,698.06	
<i>Accumulated Depreciation - Other Structures</i>	1060499100		293,290.54
Machinery	1060501000	17,500.00	
<i>Accumulated Depreciation - Machinery</i>	1060501100		16,763.54
Information and Communication Technology Equipment	1060503000	490,300.00	
<i>Accumulated Depreciation - Information and Communication Technology Equipment</i>	1060503100		401,007.71
Technical and Scientific Equipment	1060514000	556,587.00	
<i>Accumulated Depreciation - Technical and Scientific Equipment</i>	1060514100		280,191.80
Other Machinery and Equipment	1060599000	189,969.00	
<i>Accumulated Depreciation - Other Machinery and Equipment</i>	1060599100		102,169.50
Motor Vehicles	1060601000	932,000.00	
<i>Accumulated Depreciation - Motor Vehicles</i>	1060601100		456,378.36
Furniture and Fixtures	1060701000	27,000.00	
<i>Accumulated Depreciation - Furniture and Fixtures</i>	1060701100		3,969.68
Livestock	1070102000	124,050.00	
Trees, Plants and Crops	1070103000	248,000.00	
Other Bearer Biological Assets	1070199000	7,500.00	
Livestock Held for Consumption / Sale / Distribution	1070201000	14,000.00	
Due to BIR	2020101000		1,211.10
Accumulated Surplus / (Deficit)	3010101000		3,422,311.87
School Fees - Other School Fees	4020201099		14,870.00
Examination fees	4020203000		1,623,710.40
Seminar/Training Fees	4020204000		4,877,374.00
Rent/Lease Income	4020205000		139,794.00
Income from Hostels/Dormitories and Other Like Facilities	4020213000		107,500.00
Sales Revenue - Other Sales	4020216099		347,822.00
Interest Income - Others	4020221003		565.21
Other Business Income - Other Business Income	4020299099		502,663.05
Gain on Initial Recognition of Biological Assets	4050105000		52,000.00
Gain on Sale of Biological Assets	4050106000		6,450.00
Gain from Changes in Fair Value less Costs to Sell of Biological Assets Due to Physical Change	4050107000		28,050.00
Gain from Changes in Fair Value less Costs to Sell of Biological Assets Due to Price Change	4050108000		7,000.00
Traveling Expenses - Local	5020101010	182,295.20	
Training Expenses	5020201000	244,100.00	

ACCOUNTS	Account	Debit	Credit
	Code		
Accountable Forms Expenses	5020302000	2,407.00	
Fuel, Oil and Lubricants Expenses	5020309000	147,708.41	
Semi-Expendable Machinery & Equip. Exp - Other Machinery & Equipment	5020321099	60,000.00	
Other Supplies and Materials Expenses	5020399000	2,341,720.90	
Water Expenses	5020401000	3,857.80	
Electricity Expenses	5020402000	41,418.97	
Other General Services	5021299000	1,834,096.69	
Repairs and Maintenance - Buildings and Other Structures - School Buildings	5021304002	35,255.22	
Repairs and Maintenance - Buildings and Other Structures - Other Structures	5021304099	207,335.56	
Repairs and Maintenance - Transportation Equipment - Motor Vehicles	5021306001	11,350.00	
Repairs and Maintenance - Other Property, Plant and Equipment - Other Property, Plant & Equipment	5021399099	436,207.90	
Taxes, Duties and Licenses	5021501001	2,812.10	
Insurance Expenses	5021503000	8,152.12	
Other Maintenance and Operating Expense - Other Maintenance and Operating Exp.	5029999002	1,541,131.26	
Cost of Sales	5040201000	464,086.45	
Depreciation - Buildings and Other Structures - School Bldgs	5050104002	22,428.84	
Depreciation - Buildings and Other Structures - Other Structures	5050104099	11,398.32	
Depreciation - Machinery and Equipment - Information and Communication Technology Equipment	5050105003	39,102.00	
Depreciation - Machinery and Equipment - Technical & Scientific Equipment	5050105014	30,750.48	
Depreciation - Machinery and Equipment - Other Machinery & Equipment	5050105099	15,941.37	
Depreciation-Transportation Equipment-Motor Vehicles	5050106001	111,285.72	
Depreciation - Furniture and Fixtures and Books - Furniture and Fixtures	5050107001	3,664.32	
Loss from Changes in Fair Value less Costs to Sell of Biological Assets Due to Price Change	5050414000	18,000.00	
Other Losses	5050499000	20,250.00	
<b>TOTAL</b>		<b>13,032,784.60</b>	<b>13,032,784.60</b>
			-

Certified Correct:


  
**MAE ANN M. GUDES**  
 Accountant I

**DAVAO ORIENTAL POLYTECHNIC INSTITUTE**  
**(formerly Lupon School of Fisheries)**  
**Lupon, Davao Oriental**

**POST-CLOSING TRIAL BALANCE**  
**FUND 06 - INCOME GENERATING PROJECT**  
**As of December 31, 2019**

ACCOUNTS	Account Code	Debit	Credit
Cash in Bank - Local Currency, Current Account - Land Bank of the Philippines	1010202024	123,669.59	
Accounts Receivable	1030101000	167,261.05	
Accountable Forms, Plates and Stickers Inventory	1040402000	936.00	
Land	1060101000	792,783.00	
School Buildings	1060402000	995,774.27	
<i>Accumulated Depreciation - School Buildings</i>	1060402100		347,691.84
Other Structures	1060499000	508,698.06	
<i>Accumulated Depreciation - Other Structures</i>	1060499100		293,290.54
Machinery	1060501000	17,500.00	
<i>Accumulated Depreciation - Machinery</i>	1060501100		16,763.54
Information and Communication Technology Equipment	1060503000	490,300.00	
<i>Accumulated Depreciation - Information and Communication Technology Equipment</i>	1060503100		401,007.71
Technical and Scientific Equipment	1060514000	556,587.00	
<i>Accumulated Depreciation - Technical and Scientific Equipment</i>	1060514100		280,191.80
Other Machinery and Equipment	1060599000	189,969.00	
<i>Accumulated Depreciation - Other Machinery and Equipment</i>	1060599100		102,169.50
Motor Vehicles	1060601000	932,000.00	
<i>Accumulated Depreciation - Motor Vehicles</i>	1060601100		456,378.36
Furniture and Fixtures	1060701000	27,000.00	
<i>Accumulated Depreciation - Furniture and Fixtures</i>	1060701100		3,969.68
Livestock	1070102000	124,050.00	
Trees, Plants and Crops	1070103000	248,000.00	
Other Bearer Biological Assets	1070199000	7,500.00	
Livestock Held for Consumption / Sale / Distribution	1070201000	14,000.00	
Due to BIR	2020101000		1,211.10
Accumulated Surplus / (Deficit)	3010101000		3,293,353.90
<b>TOTAL</b>		<b>5,196,027.97</b>	<b>5,196,027.97</b>
			-

Certified Correct:

  
**MAE ANN M. GUDES**  
 Accountant I

**DAVAO ORIENTAL POLYTECHNIC INSTITUTE**  
**(formerly Lupon School of Fisheries)**  
**DETAILED STATEMENT OF FINANCIAL POSITION**  
**FUND 06 - INCOME GENERATING PROJECT**  
**AS OF DECEMBER 31, 2019**

	<u>2019</u>	<u>2018</u>
<b>ASSETS</b>		
<b>Current Assets</b>		
<b>Cash and Cash Equivalents</b>	<b><u>123,669.59</u></b>	<b><u>10,598.13</u></b>
Cash in Bank-Local Currency	123,669.59	10,598.13
Cash in Bank-Local Currency, Current Account	123,669.59	10,598.13
<b>Receivables</b>	<b><u>167,261.05</u></b>	<b><u>171,038.50</u></b>
Loans and Receivable Accounts	167,261.05	171,038.50
Accounts Receivable	167,261.05	171,038.50
Allowance for Impairment-Accounts Receivable	-	-
Net Value- Accounts Receivable	167,261.05	171,038.50
<b>Inventories</b>	<b><u>936.00</u></b>	<b><u>3,343.00</u></b>
Inventory Held for Consumption	936.00	3,343.00
Accountable Forms, Plates and Stickers Inventory	936.00	3,343.00
Other Supplies and Materials Inventory	-	-
<b>Total Current Assets</b>	<b><u>291,866.64</u></b>	<b><u>184,979.63</u></b>
<b>Non-Current Assets</b>		
<b>Property, Plant and Equipment</b>	<b><u>2,609,148.36</u></b>	<b><u>2,843,719.41</u></b>
Land	792,783.00	792,783.00
Land	792,783.00	792,783.00
Accumulated Impairment Losses- Land	-	-
Net Value	792,783.00	792,783.00
Buildings and Other Structures	863,489.95	897,317.11
School Buildings	995,774.27	995,774.27
Accumulated Depreciation-School Buildings	(347,691.84)	(325,263.00)
Accumulated Impairment Losses-School Buildings	-	-
Net Value	648,082.43	670,511.27
Other Structures	508,698.06	508,698.06
Accumulated Depreciation-Other Structures	(293,290.54)	(281,892.22)
Accumulated Impairment Losses-Other Structures	-	-
Net Value	215,407.52	226,805.84
Machinery and Equipment	454,223.45	540,017.30
Machinery	17,500.00	17,500.00
Accumulated Depreciation-Machinery	(16,763.54)	(16,763.54)

<i>Accumulated Impairment Losses-Machinery</i>	-	-
<i>Net Value</i>	736.46	736.46
Information and Communication Technology Equipment	490,300.00	490,300.00
<i>Accumulated Depreciation-Information and Communication Technology Equipment</i>	(401,007.71)	(361,905.71)
<i>Accumulated Impairment Losses-Information and Communication Technology Equipment</i>	-	-
<i>Net Value</i>	89,292.29	128,394.29
Technical and Scientific Equipment	556,587.00	556,587.00
<i>Accumulated Depreciation-Technical and Scientific Equipment</i>	(280,191.80)	(249,441.32)
<i>Accumulated Impairment Losses-Technical and Scientific Equipment</i>	-	-
<i>Net Value</i>	276,395.20	307,145.68
Other Machinery and Equipment	189,969.00	189,969.00
<i>Accumulated Depreciation-Other Machinery and Equipment</i>	(102,169.50)	(86,228.13)
<i>Accumulated Impairment Losses-Other Machinery and Equipment</i>	-	-
<i>Net Value</i>	87,799.50	103,740.87
Transportation Equipment	475,621.64	586,907.36
Motor Vehicles	932,000.00	932,000.00
<i>Accumulated Depreciation-Motor Vehicles</i>	(456,378.36)	(345,092.64)
<i>Accumulated Impairment Losses-Motor Vehicles</i>	-	-
<i>Net Value</i>	475,621.64	586,907.36
Furniture, Fixtures and Books	23,030.32	26,694.64
Furniture and Fixtures	27,000.00	27,000.00
<i>Accumulated Depreciation-Furniture and Fixtures</i>	(3,969.68)	(305.36)
<i>Accumulated Impairment Losses-Furniture and Fixtures</i>	-	-
<i>Net Value</i>	23,030.32	26,694.64
<b>Biological Assets</b>	<b>393,550.00</b>	<b>393,300.00</b>
Bearer Biological Assets	379,550.00	364,300.00
Livestock	124,050.00	116,300.00
<i>Accumulated Impairment Losses-Livestock</i>	-	-
<i>Net Value</i>	124,050.00	116,300.00
Trees, Plants and Crops	248,000.00	248,000.00
<i>Accumulated Impairment Losses-Trees, Plants and Crops</i>	-	-
<i>Net Value</i>	248,000.00	248,000.00
Other Bearer Biological Assets	7,500.00	-
<i>Accumulated Impairment Losses-Other Bearer Biological Assets</i>	-	-
<i>Net Value</i>	7,500.00	-
Consumable Biological Assets	14,000.00	29,000.00
Livestock Held for Consumption/Sale/Distribution	14,000.00	16,000.00
<i>Accumulated Impairment Losses-Livestock Held for Consumption/Sale/Distribution</i>	-	-
<i>Net Value</i>	14,000.00	16,000.00
Aquaculture	-	13,000.00
<i>Accumulated Impairment Losses-Aquaculture</i>	-	-
<i>Net Value</i>	-	13,000.00
<b>Total Non-Current Assets</b>	<b>3,002,698.36</b>	<b>3,237,019.41</b>
<b>TOTAL ASSETS</b>	<b>3,294,565.00</b>	<b>3,421,999.04</b>

**LIABILITIES**

**Liabilities**

**Current Liabilities**

<b>Inter-Agency Payables</b>	<u>1,211.10</u>	<u>1,737.17</u>
Due to BIR	1,211.10	1,737.17

<b>Total Current Liabilities</b>	<u>1,211.10</u>	<u>1,737.17</u>
----------------------------------	-----------------	-----------------

<b>Total Liabilities</b>	<u>1,211.10</u>	<u>1,737.17</u>
--------------------------	-----------------	-----------------

<b>Total Assets less Total Liabilities</b>	<u>3,293,353.90</u>	<u>3,420,261.87</u>
--	---------------------	---------------------

**Net Assets/Equity**


**Equity**

<b>Government Equity</b>	<u>3,293,353.90</u>	<u>3,420,261.87</u>
Accumulated Surplus/(Deficit)	3,293,353.90	3,420,261.87

<b>Unrealized Gain/(Loss)</b>	<u>-</u>	<u>-</u>
Unrealized Gain/(Loss) from Changes in the Fair Value of Financial Assets	-	-

<b>Total Net Assets/Equity</b>	<u>3,293,353.90</u>	<u>3,420,261.87</u>
--------------------------------	---------------------	---------------------

Certified Correct:

  
MAE ANN M. GUDES  
Accountant I

**DAVAO ORIENTAL POLYTECHNIC INSTITUTE**  
 (formerly Lupon School of Fisheries)  
**DETAILED STATEMENT OF FINANCIAL PERFORMANCE**  
**FUND 06 - INCOME GENERATING PROJECT**  
**FOR THE YEAR ENDED DECEMBER 31, 2019**

	<u>2019</u>	<u>2018</u>
<b>Revenue</b>		
<b>Service and Business Income</b>		
Business Income		
School Fees	14,870.00	27,730.00
Examination Fees	1,623,710.40	1,446,315.00
Seminar/Training Fees	4,877,374.00	6,438,550.00
Rent/Lease Income	139,794.00	81,940.00
Income from Hostels/Dormitories and Other Like Facilities	107,500.00	156,650.00
Sales Revenue	347,822.00	424,088.00
Less: Sales Discounts		0.00
Net Sales	<u>347,822.00</u>	<u>424,088.00</u>
Interest Income	565.21	1,093.29
Other Business Income	502,663.05	319,773.00
<b>Total Business Income</b>	<u><b>7,614,298.66</b></u>	<u><b>8,896,139.29</b></u>
<b>Gains</b>		
Gain on Initial Recognition of Biological Assets	52,000.00	92,000.00
Gain on Sale of Biological Assets	6,450.00	12,450.00
Gain from Changes in Fair Value Less Costs to Sell of Biological Assets Due to Physical Change	28,050.00	62,200.00
Gain from Changes in Fair Value Less Costs to Sell of Biological Assets Due to Price Change	7,000.00	13,000.00
<b>Total Gains</b>	<u><b>93,500.00</b></u>	<u><b>179,650.00</b></u>
<b>Total Revenue</b>	<u><b>7,707,798.66</b></u>	<u><b>9,075,789.29</b></u>
<b>Less: Current Operating Expenses</b>		
<b>Maintenance and Other Operating Expenses</b>		
<b>Traveling Expenses</b>		
Traveling Expenses-Local	182,295.20	144,480.00
<b>Total Traveling Expenses</b>	<u><b>182,295.20</b></u>	<u><b>144,480.00</b></u>
<b>Training and Scholarship Expenses</b>		
Training Expenses	244,100.00	11,000.00
<b>Total Training and Scholarship Expenses</b>	<u><b>244,100.00</b></u>	<u><b>11,000.00</b></u>
<b>Supplies and Materials Expenses</b>		
Office Supplies Expenses		43,465.80
Accountable Forms Expenses	2,407.00	3,031.00
Fuel, Oil and Lubricants Expenses	147,708.41	286,856.14
Semi-Expendable Machinery & Equip. Exp. - Information and Communication Technology Equipment		55,200.00
Semi-Expendable Machinery & Equip. Exp. - Technical and Scientific Equipment		0.00
Semi-Expendable Machinery & Equip. Exp. - Other Machinery and Equipment	60,000.00	0.00
Other Supplies and Materials Expenses	2,341,720.90	3,741,030.53
<b>Total Supplies and Materials Expenses</b>	<u><b>2,551,836.31</b></u>	<u><b>4,129,583.47</b></u>
<b>Utility Expenses</b>		
Water Expenses	3,857.80	27,125.67
Electricity Expenses	41,418.97	76,390.06
<b>Total Utility Expenses</b>	<u><b>45,276.77</b></u>	<u><b>103,515.73</b></u>
<b>Communication Expenses</b>		
Telephone Expenses - Landline		11,397.88
Internet Subscription Expenses		19,782.00
<b>Total Communication Expenses</b>	<u><b>0.00</b></u>	<u><b>31,179.88</b></u>

<b>Professional Services</b>		
Other Professional Services		166,350.00
<b>Total Professional Services</b>	<u>0.00</u>	<u>166,350.00</u>
<b>General Services</b>		
Other General Services	1,834,096.69	949,337.53
<b>Total General Services</b>	<u>1,834,096.69</u>	<u>949,337.53</u>
<b>Repairs and Maintenance</b>		
Repairs and Maintenance - Buildings and Other Structures - School Buildings	35,255.22	1,103,834.60
Repairs and Maintenance - Buildings and Other Structures -Other Structures	207,335.56	424,159.11
Repairs and Maintenance - Machinery and Equipment - Information and Communication Technology Equipment		2,300.00
Repairs and Maintenance - Machinery and Equipment - Other Machinery and Equipment		4,500.00
Repairs and Maintenance-Transportation Equipment - Motor Vehicles	11,350.00	183,078.19
Repairs and Maintenance-Furnitures and Fixtures		153,136.80
Repairs and Maintenance-Other Property, Plant and Equipment-Other PPE	436,207.90	119,908.00
<b>Total Repairs and Maintenance</b>	<u>690,148.68</u>	<u>1,990,916.70</u>
<b>Taxes, Insurance Premiums and Other Fees</b>		
Taxes, Duties and Licenses	2,812.10	15,059.90
Insurance Expenses	8,152.12	4,848.00
<b>Total Taxes, Insurance Premiums and Other Fees</b>	<u>10,964.22</u>	<u>19,907.90</u>
<b>Other Maintenance and Operating Expenses</b>		
Advertising Expenses		0.00
Printing and Publication Expenses		1,816.00
Rent/Lease Expenses - Buildings and Structures		3,000.00
Subscription Expenses		0.00
Other Maintenance and Operating Expenses - Other Maintenance and Operating Expenses	1,541,131.26	1,167,254.76
<b>Total Other Maintenance and Other Operating Expenses</b>	<u>1,541,131.26</u>	<u>1,172,070.76</u>
<b>Total Maintenance and Other Operating Expenses</b>	<u>7,099,849.13</u>	<u>8,718,341.97</u>
<b>Direct Cost</b>		
<b>Cost of Sales</b>		
Cost of Sales	464,086.45	452,241.90
<b>Total Direct Cost</b>	<u>464,086.45</u>	<u>452,241.90</u>
<b>Non-Cash Expenses</b>		
<b>Depreciation</b>		
Depreciation - Buildings and Other Structures - School Bldgs	22,428.84	23,275.56
Depreciation - Buildings and Other Structures - Other Structures	11,398.32	23,941.98
Depreciation - Machinery and Equipment - Information and Communication Technology Equipment	39,102.00	36,039.84
Depreciation - Machinery and Equipment - Technical & Scientific Equipment	30,750.48	32,525.40
Depreciation - Machinery and Equipment - Other Machinery & Equipment	15,941.37	20,860.09
Depreciation-Transportation Equipment - Motor Vehicles	111,285.72	107,610.12
Depreciation-Furniture, Fixtures and Books - Furniture and Fixtures	3,664.32	305.36
<b>Total Depreciation</b>	<u>234,571.05</u>	<u>244,558.35</u>
<b>Losses</b>		
Loss on Sale of Biological Assets		1,400.00
Loss on Initial Recognition of Biological Assets	0.00	0.00
Loss from Changes in Fair Value Less Costs to Sell of Biological Assets Due to Price Change	18,000.00	0.00
<b>Total Losses</b>	<u>18,000.00</u>	<u>1,400.00</u>
<b>Total Non-Cash Expenses</b>	<u>252,571.05</u>	<u>245,958.35</u>
<b>Current Operating Expenses</b>	<u>7,816,506.63</u>	<u>9,416,542.22</u>
<b>Surplus (Deficit) from Current Operations</b>	(108,707.97)	(340,752.93)
<b>Losses</b>		



Other Losses  
Total Losses

<u>20,250.00</u>	<u>56,900.00</u>
<u>20,250.00</u>	<u>56,900.00</u>

Surplus (Deficit) for the period

<u><u>(128,957.97)</u></u>	<u><u>(397,652.93)</u></u>
----------------------------	----------------------------

Certified Correct:

  
MAE ANN M. GUDES  
Accountant I

**DAVAO ORIENTAL POLYTECHNIC INSTITUTE**  
**(formerly Lupon School of Fisheries)**  
**STATEMENT OF CHANGES IN NET ASSETS/EQUITY**  
**FUND 06 - INCOME GENERATING PROJECT**  
**FOR THE YEAR ENDED DECEMBER 31, 2019**

	Accumulated Surplus/ (Deficit)	
	2018	2018
<b>Balance at January 1</b>	3,420,261.87	3,786,864.37
<b>Add/(Deduct):</b>		
Changes in accounting policy		
Prior period errors	2,050.00	31,050.43
Other adjustments		
<b>Restated balance</b>	<b>3,422,311.87</b>	<b>3,817,914.80</b>
<b>Add/(Deduct):</b>		
<b>Changes in Net Assets/Equity for the Calendar Year</b>		
Surplus/(Deficit) for the period	(128,957.97)	(397,652.93)
Adjustment of net revenue recognized directly in net assets/equity <sup>1</sup>		
Others <sup>2</sup>		
<b>Balance at December 31</b>	<b>3,293,353.90</b>	<b>3,420,261.87</b>

---

\*1 - Net revenue deposited with the National Treasury (revenue including constructive receipt of income by Foreign Based Agencies and income remitted by agencies thru TRA)

\*2 - Direct adjustments to Net Assets/Equity which are not revenues or expenses (e.g. transfer of PPE from one unit of the agency to another directly charged to Accumulated Surplus/(Deficit))

---

*This statement should be read in conjunction with the accompanying notes.*

Certified Correct:

  
**MAE ANN M. GUDES**  
 Accountant I

**DAVAO ORIENTAL POLYTECHNIC INSTITUTE**  
**(formerly Lupon School of Fisheries)**  
**STATEMENT OF CASH FLOWS**  
**FUND 06 - INCOME GENERATING PROJECT**  
**FOR THE YEAR ENDED DECEMBER 31, 2019**

	<u>2019</u>	<u>2018</u>
<b>Cash Flows From Operating Activities</b>		
<b>Cash Inflows</b>		
Collection of Income/Revenues		
Collection of service and business income	7,450,217.20	8,749,849.83
Collection of Receivables		
Collection of loans and receivables	231,654.45	411,775.63
<b>Total Cash Inflows</b>	<b><u>7,681,871.65</u></b>	<b><u>9,161,625.46</u></b>
<b>Cash Outflows</b>		
Payment of Expenses		
Payment of maintenance and other operating expenses	6,881,362.68	8,251,125.62
Purchase of Inventories		
Purchase of inventory held for consumption		
Grant of Cash Advances		
Advances to officers and employees	633,950.21	872,839.29
Remittance of Personnel Benefit Contributions and Mandatory Deductions		
Remittance of taxes withheld not covered by TRA	53,487.30	133,890.18
Adjustments	-	-
<b>Total Cash Outflows</b>	<b><u>7,568,800.19</u></b>	<b><u>9,257,855.09</u></b>
<b>Net Cash Provided by (Used in) Operating Activities</b>	<b><u>113,071.46</u></b>	<b><u>(96,229.63)</u></b>
<b>Cash Flows from Investing Activities</b>		
<b>Cash Inflows</b>		
Proceeds from Sale of Investment Property	0.00	0.00
Proceeds from Sale/Disposal of Property, Plant and Equipment	0.00	0.00
Sale of Investments	0.00	0.00
Proceed from sale of stocks/bonds/marketable securities	0.00	0.00
Sale of investment in joint venture	0.00	0.00
Sale of investment in associates	0.00	0.00
Sale of other investments	0.00	0.00
Receipt of Cash Dividends	0.00	0.00
Proceeds from Matured/Return of Investments	0.00	0.00
Redemption of long term investments	0.00	0.00
Proceeds from matured investments	0.00	0.00
Proceeds from the return on investment in joint venture	0.00	0.00
Proceeds from the return on investment in associates	0.00	0.00
Collection of Long-Term Loans	0.00	0.00
Repayment of long term-loans by GOCC/GFI	0.00	0.00
Collection of long-term loans	0.00	0.00
Proceeds from Sale of Other Assets	0.00	0.00
Adjustments	0.00	0.00
<b>Total Cash Inflows</b>	<b><u>0.00</u></b>	<b><u>0.00</u></b>
<b>Cash Outflows</b>		
Purchase/Construction of Investment Property	0.00	0.00
Purchase/Construction of Property, Plant and Equipment	0.00	0.00
Purchase of land	0.00	0.00
Payment for land improvements	0.00	0.00
Construction of infrastructure assets	0.00	0.00
Construction of buildings and other structures	0.00	0.00

Purchase of machinery and equipment	0.00	0.00
Purchase of transportation equipment	0.00	0.00
Purchase of furniture, fixtures and books	0.00	0.00
Payments for leased assets improvements	0.00	0.00
Construction in progress	0.00	0.00
Construction/Acquisition of heritage assets	0.00	0.00
Purchase of other property, plant and equipment	0.00	0.00
Payment of right-of-way	0.00	0.00
Advances to contractors	0.00	0.00
Payment of guaranty deposit	0.00	0.00
Payment of retention fee to contractors	0.00	0.00
Payment of other fees charged to the projects	0.00	0.00
Payment of incidental expenses	0.00	0.00
Payment for rehabilitation of property, plant and equipment (capitalized repair)	0.00	0.00
Payment of accounts payable for the construction of property, plant and equipment	0.00	0.00
Investments	0.00	0.00
Investment in stocks/bonds/marketable securities	0.00	0.00
Investment in GOCC/GFI	0.00	0.00
Investment in joint venture	0.00	0.00
Investment in associates	0.00	0.00
Other long-term investments	0.00	0.00
Purchase of Bearer Biological Assets	0.00	0.00
Purchase of breeding stocks	0.00	0.00
Purchase of livestock	0.00	0.00
Purchase of trees, plants and crops	0.00	0.00
Purchase of aquaculture	0.00	0.00
Purchase of other bearer biological assets	0.00	0.00
Purchase of Intangible Assets	0.00	0.00
Purchase of computer software	0.00	0.00
Purchase of other intangible assets	0.00	0.00
Grant of Loans	0.00	0.00
Release of funds for sub-loans	0.00	0.00
Grant of loans	0.00	0.00
	0.00	0.00
Adjustments	0.00	0.00
<b>Total Cash Outflows</b>	<b>0.00</b>	<b>0.00</b>

**Net Cash Provided by (Used in) Investing Activities**

**0.00**      **-**

**Cash Flows From Financing Activities**

**Cash Inflows**

Proceeds from issuance of bills and bonds	0.00	0.00
Proceeds from issuance of bill	0.00	0.00
Proceeds from issuance of bonds	0.00	0.00
Proceeds from Domestic and Foreign Loans	0.00	0.00
Proceeds from issuance of notes payable	0.00	0.00
Proceeds from domestic loans	0.00	0.00
Proceeds from foreign loans	0.00	0.00
Adjustments	0.00	0.00
<b>Total Cash Inflows</b>	<b>0.00</b>	<b>0.00</b>

**Cash Outflows**

Payment of Long-Term Liabilities	0.00	0.00
Payment of notes payable	0.00	0.00
Payment of domestic loans	0.00	0.00
Payment of foreign loans	0.00	0.00
Payment of finance lease payable	0.00	0.00
Payment of other long-term liabilities	0.00	0.00
Redemption of Bills/Bonds Issued	0.00	0.00
Payment for redemption of treasury bills	0.00	0.00
Payment for redemption of bonds	0.00	0.00
Payment of Interest Expense (BTR/NG Debt)	0.00	0.00
Adjustments	0.00	0.00
<b>Total Cash Outflows</b>	<b>0.00</b>	<b>0.00</b>

Net Cash Provided by (Used in) Financing Activities	<u>0.00</u>	<u>0.00</u>
Increase (Decrease) in Cash and Cash Equivalents	113,071.46	(96,229.63)
Effects of Exchange Rate Changes on Cash and Cash Equivalents	0.00	0.00
Cash and Cash Equivalents, January 1	<u>10,598.13</u>	<u>106,827.76</u>
Cash and Cash Equivalents, December 31	<u><u>123,669.59</u></u>	<u><u>10,598.13</u></u>

Certified Correct:

  
 MAE ANN M. GUDES  
 Accountant I

---

*This statement should be read in conjunction with the accompanying notes.*

**DAVAO ORIENTAL POLYTECHNIC INSTITUTE**  
**(formerly Lupon School of Fisheries)**  
**STATEMENT OF COMPARISON OF BUDGET AND ACTUAL AMOUNT**  
**FUND 06 - INCOME GENERATING PROJECT**  
**FOR THE YEAR ENDED DECEMBER 31, 2019**  
(in thousand pesos)

Particulars	Budgeted Amounts		Actual Amounts on Comparable Basis	Difference Final Budget and Actual
	Original	Final		
	Notes			
<b>RECEIPTS</b>				
Tax Revenue				
Services and Business Income Assistance and Subsidy	15.1.1	7,682	7,682	0
Shares, Grants and Donations				
Gains				
Others				
<b>Total Receipts</b>		<u>7,682</u>	<u>7,682</u>	<u>0</u>
<b>PAYMENTS</b>				
Personnel Services				
Maintenance and Other Operating Expenses	15.2.1	7,569	7,569	0
Capital Outlay				
Financial Expenses				
Others				
<b>Total Payments</b>		<u>7,569</u>	<u>7,569</u>	<u>0</u>
<b>NET RECEIPTS/PAYMENTS</b>		<u>-7,569</u>	<u>113</u>	<u>0</u>

*This statement should be read in conjunction with the accompanying notes.*

Certified Correct:

  
**MAE ANN M. GUIDES**  
Accountant I

**DAVAO ORIENTAL POLYTECHNIC INSTITUTE**  
 (formerly Lupon School of Fisheries)  
**STATEMENT OF COMPARISON OF BUDGET AND ACTUAL AMOUNT**  
**FUND 06 - INCOME GENERATING PROJECT**  
**FOR THE YEAR ENDED DECEMBER 31, 2019**  
 (in thousand pesos)

Particulars	Budgeted Amounts		Actual Amounts on Comparable Basis	Difference Final Budget and Actual
	Original	Final		
	Notes			
<b>RECEIPTS</b>				
Tax Revenue				
Services and Business Income	15.1.1	7,682	7,682	0
Assistance and Subsidy				
Shares, Grants and Donations				
Gains				
Others				
<b>Total Receipts</b>		<u>0</u>	<u>7,682</u>	<u>0</u>
<b>PAYMENTS</b>				
Personnel Services				
Maintenance and Other Operating Expenses	15.2.1	7,569	7,569	0
Capital Outlay				
Financial Expenses				
Others				
<b>Total Payments</b>		<u>7,569</u>	<u>7,569</u>	<u>0</u>
<b>NET RECEIPTS/PAYMENTS</b>		<u>-7,569</u>	<u>113</u>	<u>0</u>

*This statement should be read in conjunction with the accompanying notes.*

Certified Correct:

  
**MAE ANN M. GUDES**  
 Accountant I