



MONTHLY REPORT OF DISBURSEMENTS
For the month of January 2021


Department : Department of Trade and Industry (DTI)
Agency/Entity : Technical Education and Skills Development Authority
Operating Unit : Lupon School of Fisheries
Organization Code : 22 009 1600052
Fund Cluster : 01 Regular Agency Fund

Particulars	Current Year Budget					Prior Year's Budget										Current Year's Accounts Payable					Total Liabilities					Grand Total					Remarks
	PS	MOOE	FinEx	CO	TOTAL	Prior Year's Accounts Payable					Current Year's Accounts Payable					PS	MOOE	CO	TOTAL	PS	MOOE	CO	TOTAL	PS	MOOE	FinEx	CO	TOTAL			
	2	3	4	5	6(2+3+4+5)	7	8	9	10	11(7+8+9+10)	12	13	14	15	16(12+13+14+15)	17(11+16)	18(6-17)	19	20	21	22(19+20+21)	23	24	25	26	27(23+24+25+26)	28				
CASH DISBURSEMENTS	899,739.37	45,900.00	0.00	0.00	945,639.37	0.00	0.00	0.00	0.00	0.00	0.00	15,224.85	0.00	0.00	15,224.85	15,224.85	960,864.32	0.00	0.00	0.00	0.00	899,739.37	61,124.85	0.00	0.00	960,864.32	0.00	960,864.32			
Notice of Cash Allocation (NCA)	899,739.37	45,900.00	0.00	0.00	945,639.37	0.00	0.00	0.00	0.00	0.00	0.00	15,224.85	0.00	0.00	15,224.85	15,224.85	960,864.32	0.00	0.00	0.00	0.00	899,739.37	61,124.85	0.00	0.00	960,864.32	0.00	960,864.32			
MDS Checks Issued	0.00	0.00	0.00	0.00	0.00	0.00	0.00	0.00	0.00	0.00	0.00	0.00	0.00	0.00	0.00	0.00	0.00	0.00	0.00	0.00	0.00	0.00	0.00	0.00	0.00	0.00	0.00	0.00	0.00		
Advice to Debit Account	899,739.37	45,900.00	0.00	0.00	945,639.37	0.00	0.00	0.00	0.00	0.00	0.00	0.00	0.00	0.00	0.00	0.00	0.00	0.00	0.00	0.00	0.00	0.00	0.00	0.00	0.00	0.00	0.00	0.00	0.00		
Notice of Transfer Allocations (NTA)	0.00	0.00	0.00	0.00	0.00	0.00	0.00	0.00	0.00	0.00	0.00	0.00	0.00	0.00	0.00	0.00	0.00	0.00	0.00	0.00	0.00	0.00	0.00	0.00	0.00	0.00	0.00	0.00	0.00		
MDS Checks Issued	0.00	0.00	0.00	0.00	0.00	0.00	0.00	0.00	0.00	0.00	0.00	0.00	0.00	0.00	0.00	0.00	0.00	0.00	0.00	0.00	0.00	0.00	0.00	0.00	0.00	0.00	0.00	0.00	0.00		
Advice to Debit Account	0.00	0.00	0.00	0.00	0.00	0.00	0.00	0.00	0.00	0.00	0.00	0.00	0.00	0.00	0.00	0.00	0.00	0.00	0.00	0.00	0.00	0.00	0.00	0.00	0.00	0.00	0.00	0.00	0.00		
Working Fund for FAPs	0.00	0.00	0.00	0.00	0.00	0.00	0.00	0.00	0.00	0.00	0.00	0.00	0.00	0.00	0.00	0.00	0.00	0.00	0.00	0.00	0.00	0.00	0.00	0.00	0.00	0.00	0.00	0.00	0.00		
Cash Disbursement Ceiling (CDC)	0.00	0.00	0.00	0.00	0.00	0.00	0.00	0.00	0.00	0.00	0.00	0.00	0.00	0.00	0.00	0.00	0.00	0.00	0.00	0.00	0.00	0.00	0.00	0.00	0.00	0.00	0.00	0.00	0.00		
TOTAL CASH DISBURSEMENTS	899,739.37	45,900.00	0.00	0.00	945,639.37	0.00	0.00	0.00	0.00	0.00	0.00	15,224.85	0.00	0.00	15,224.85	15,224.85	960,864.32	0.00	0.00	0.00	0.00	899,739.37	61,124.85	0.00	0.00	960,864.32	0.00	960,864.32			
NON-CASH DISBURSEMENTS	27,191.27	0.00	0.00	0.00	27,191.27	0.00	0.00	0.00	0.00	0.00	0.00	0.00	0.00	0.00	0.00	0.00	0.00	0.00	0.00	0.00	0.00	27,191.27	1,015.00	0.00	0.00	28,206.27	0.00	28,206.27			
Tax Remittance Advances Issued (TRIA)	27,191.27	0.00	0.00	0.00	27,191.27	0.00	0.00	0.00	0.00	0.00	0.00	0.00	0.00	0.00	0.00	0.00	0.00	0.00	0.00	0.00	0.00	27,191.27	1,015.00	0.00	0.00	28,206.27	0.00	28,206.27			
Non-Cash Assessment Authority (NCAA)	0.00	0.00	0.00	0.00	0.00	0.00	0.00	0.00	0.00	0.00	0.00	0.00	0.00	0.00	0.00	0.00	0.00	0.00	0.00	0.00	0.00	0.00	0.00	0.00	0.00	0.00	0.00	0.00	0.00		
Disbursements effected through outright payments from items (please specify)	0.00	0.00	0.00	0.00	0.00	0.00	0.00	0.00	0.00	0.00	0.00	0.00	0.00	0.00	0.00	0.00	0.00	0.00	0.00	0.00	0.00	0.00	0.00	0.00	0.00	0.00	0.00	0.00	0.00		
Repayment of expenses (e.g. personnel benefits)	0.00	0.00	0.00	0.00	0.00	0.00	0.00	0.00	0.00	0.00	0.00	0.00	0.00	0.00	0.00	0.00	0.00	0.00	0.00	0.00	0.00	0.00	0.00	0.00	0.00	0.00	0.00	0.00	0.00		
Restitution for loss of government property	0.00	0.00	0.00	0.00	0.00	0.00	0.00	0.00	0.00	0.00	0.00	0.00	0.00	0.00	0.00	0.00	0.00	0.00	0.00	0.00	0.00	0.00	0.00	0.00	0.00	0.00	0.00	0.00	0.00		
Liquidated damages and similar items	0.00	0.00	0.00	0.00	0.00	0.00	0.00	0.00	0.00	0.00	0.00	0.00	0.00	0.00	0.00	0.00	0.00	0.00	0.00	0.00	0.00	0.00	0.00	0.00	0.00	0.00	0.00	0.00	0.00		
Others (e.g. TEF, B71, Dock Stamp, etc.)	0.00	0.00	0.00	0.00	0.00	0.00	0.00	0.00	0.00	0.00	0.00	0.00	0.00	0.00	0.00	0.00	0.00	0.00	0.00	0.00	0.00	0.00	0.00	0.00	0.00	0.00	0.00	0.00	0.00		
Less: Adjustments (e.g. cancelled/voided checks)	0.00	0.00	0.00	0.00	0.00	0.00	0.00	0.00	0.00	0.00	0.00	0.00	0.00	0.00	0.00	0.00	0.00	0.00	0.00	0.00	0.00	0.00	0.00	0.00	0.00	0.00	0.00	0.00	0.00		
Balance of Disbursement Authorities as at date	0.00	0.00	0.00	0.00	0.00	0.00	0.00	0.00	0.00	0.00	0.00	0.00	0.00	0.00	0.00	0.00	0.00	0.00	0.00	0.00	0.00	0.00	0.00	0.00	0.00	0.00	0.00	0.00	0.00		
TOTAL NON-CASH DISBURSEMENTS	27,191.27	0.00	0.00	0.00	27,191.27	0.00	0.00	0.00	0.00	0.00	0.00	0.00	0.00	0.00	0.00	0.00	0.00	0.00	0.00	0.00	0.00	27,191.27	1,015.00	0.00	0.00	28,206.27	0.00	28,206.27			
GRAND TOTAL	926,930.64	45,900.00	0.00	0.00	972,830.64	0.00	0.00	0.00	0.00	0.00	0.00	15,224.85	0.00	0.00	15,224.85	15,224.85	960,864.32	0.00	0.00	0.00	0.00	926,930.64	62,139.85	0.00	0.00	989,070.58	0.00	989,070.58			

SUMMARY	Particulars (1)	Previous Report			As at Date		
		(2)	(3)	(4)	(5)	(6)	(7)
Total Disbursement Authorities Received			0.00	1,330,206.27	1,330,206.27		
NCA			0.00	1,302,000.00	1,302,000.00		
NTA			0.00	0.00	0.00		
Working Fund			0.00	0.00	0.00		
TRIA			0.00	28,206.27	28,206.27		
CDC			0.00	0.00	0.00		
NCAA			0.00	0.00	0.00		
Less: Notice of Transfer of Allocations (NTA) issued			0.00	0.00	0.00		
Total Disbursement Authorities Available			0.00	1,330,206.27	1,330,206.27		
Less:			0.00	0.00	0.00		
Lapsed NCA			0.00	0.00	0.00		
Disbursements			0.00	969,970.58	969,970.58		
Less: Other Non-Cash Disbursements			0.00	0.00	0.00		
Disbursements effected through outright deductions from items			0.00	0.00	0.00		
Repayment of expenses (e.g. personnel benefits)			0.00	0.00	0.00		
Restitution for loss of government property			0.00	0.00	0.00		
Liquidated damages and similar items			0.00	0.00	0.00		
Others (e.g. TEF, B71, Dock Stamp, etc.)			0.00	0.00	0.00		
Less: Adjustments (e.g. cancelled/voided checks)			0.00	0.00	0.00		
Balance of Disbursement Authorities as at date			0.00	341,135.68	341,135.68		
Total Disbursements Program			0.00	1,296,000.00	1,296,000.00		
Less: Actual Disbursements			0.00	969,970.58	969,970.58		
Over/Under spending			0.00	300,929.41	300,929.41		

Certified Correct:

MAE: MAE, CESSES
Accountant/Usage Officer
Date: March 17, 2021

Recommending Approval:

CHERRYLL P. PELLEJO
AO/IRMO-Designate
Date: March 17, 2021

Approved By:

CHERRYLL P. PELLEJO
Vocational School Administrator III
Date: March 17, 2021